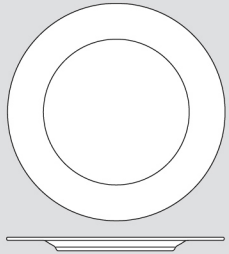





Royal Fine China

FORM : VISTA



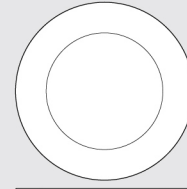
FLAT PLATE

A 2202 Ø 26.0 cm. (10 1/4") 575 g.
A 2203 Ø 22.5 cm. (8 7/8") 370 g.
A 2204 Ø 17.0 cm. (6 3/4") 187 g.
A 2245 Ø 30.5 cm. (12") 844 g.
A 2244 Ø 24.0 cm. (9 1/2") 475 g.



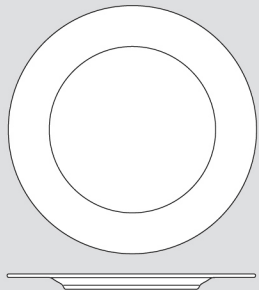
COFFEE & TEA POT WITH LID

A 2507/L 1.20 ltr. (42.24 oz.) 696 g.



FLAT PLATE

A 2242 Ø 24.0 cm. (10 7/8") 650 g.



FLAT PLATTER

A 2206 Ø 33.5 cm. (13") 1,075 g.

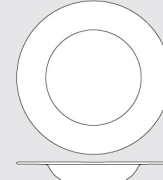


COFFEE CUP

A 2501 0.26 ltr. (9.15 oz.) 199 g.
A 2508 0.22 ltr. (7.74 oz.) 171 g.

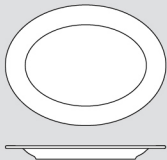
COFFEE CUP SAUCER

A 2502 17.0 cm. (6 3/4") 200 g.



SOUP PLATE

A 2243 Ø 24.0 cm. (9 1/2") 470 g.



PICKLE DISH

A 2210 16.5 x 21.5 cm. (6 1/2" x 8 1/2") 253 g.



ESPRESSO CUP

A 2503 0.10 ltr. (3.69 oz.) 95 g.

ESPRESSO CUP SAUCER

A 2504 13.0 cm. (5 1/8") 110 g.

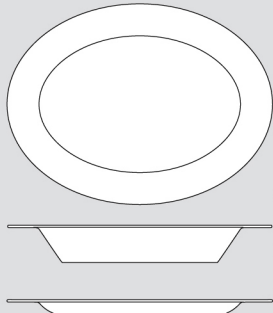


ROUND SALAD BOWL

A 2135 Ø 23.0 cm. (9 1/8") 958 g.
A 2126 Ø 17.0 cm. (6 3/4") 505 g.

ROUND FRUIT BOWL

A 2136 Ø 13.5 cm. (5 3/8") 234 g.



OVAL DEEP PLATE

A 2207 30.0 x 40.0 cm. (11 3/8" x 15 3/4") 1,225 g.


OVAL PLATTER

A 2208 29.5 x 39.5 cm. (11 3/8" x 15 5/8") 907 g.
A 2209 25.0 x 36.0 cm. (9 7/8" x 14 1/4") 706 g.



SUGAR BOWL WITH LID

A 2506/L 0.28 ltr. (9.85 oz.) 252 g.



SALAD BOWL (TALL)

A 1924 Ø 23.5 cm. (9 1/4") 1,064 g.



CREAMER

A 2505 0.26 ltr. (9.15 oz.) 206 g.



CEREAL BOWL (LOW)

A 1912 Ø 19.5 cm. (7 5/8") 425 g.



CEREAL BOWL (TALL)

A 1913 Ø 15.0 cm. (5 7/8") 322 g.



RICE BOWL

A 1915 11.5 cm. (4 1/2") 202 g.

Size could be varied ± 2 percent
Capacity could be varied ± 10 percent

ROYAL PORCELAIN PUBLIC COMPANY LIMITED

HEAD OFFICE : 9th Floor, MAHATUN PLAZA BUILDING 888/90-92 PLOENCHIT ROAD, PATHUMWAN, BANGKOK 10330, THAILAND

TEL : (662) 253-6823-38, FAX : (662) 254-4093-4 , (662) 251-1971 www.royalporcelain.co.th e-mail : exportrpc@royalporcelain.co.th

01-2014